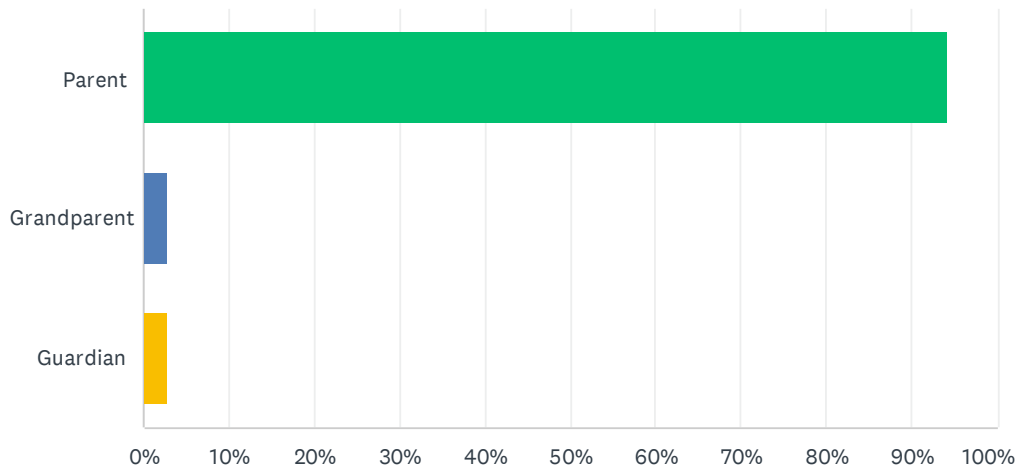


### Q1 I am a student(s):

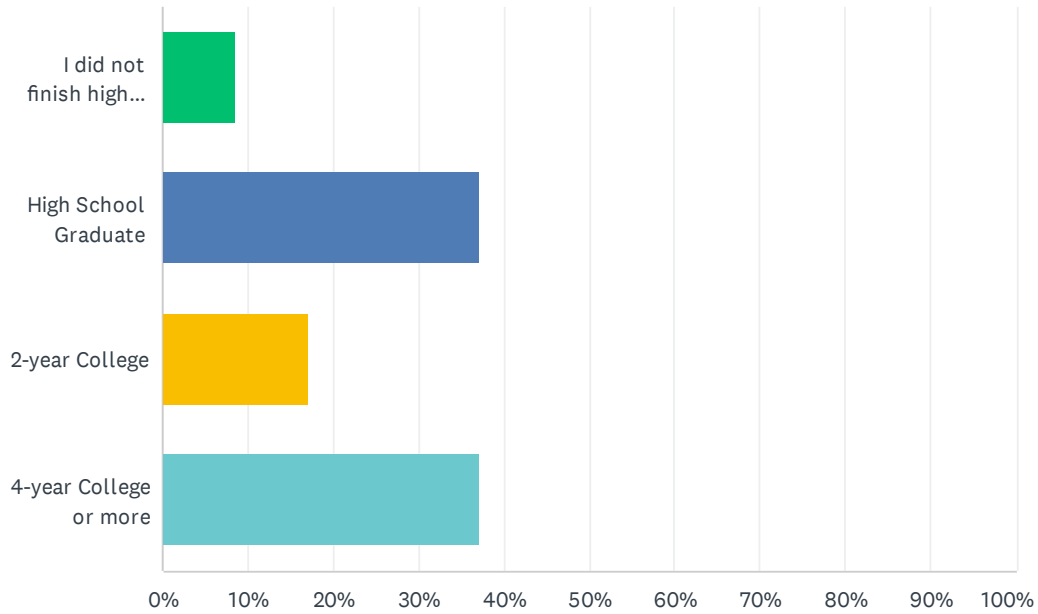
Answered: 35 Skipped: 0



ANSWER CHOICES	RESPONSES	
Parent	94.29%	33
Grandparent	2.86%	1
Guardian	2.86%	1
<b>TOTAL</b>		<b>35</b>

## Q2 Education level of person completing survey:

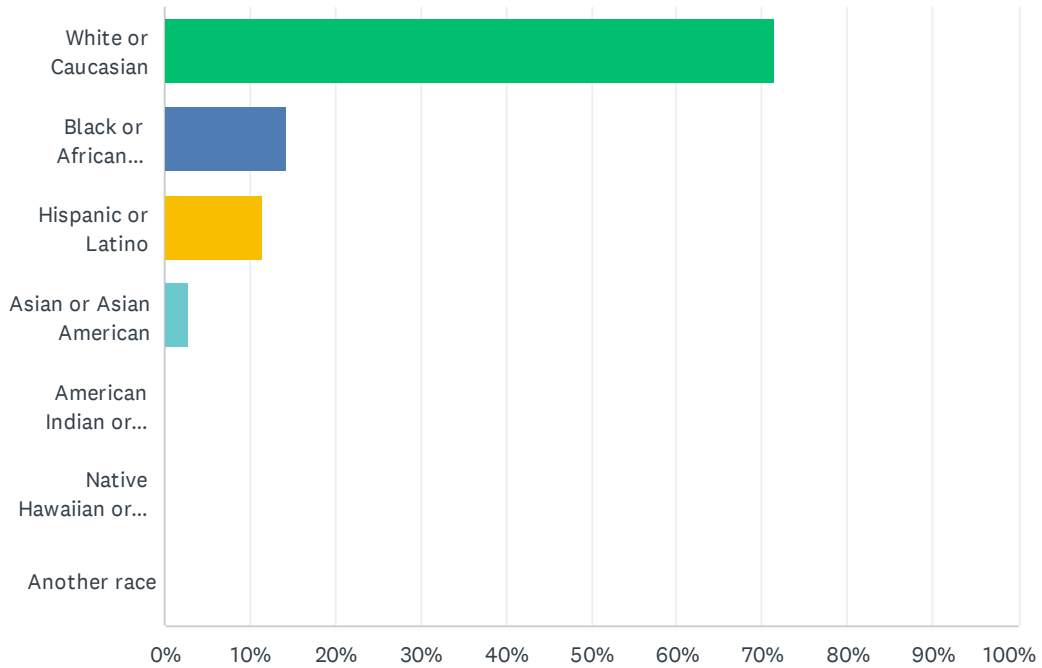
Answered: 35 Skipped: 0



ANSWER CHOICES	RESPONSES	
I did not finish high school	8.57%	3
High School Graduate	37.14%	13
2-year College	17.14%	6
4-year College or more	37.14%	13
<b>TOTAL</b>		<b>35</b>

### Q3 Race/Ethnicity:

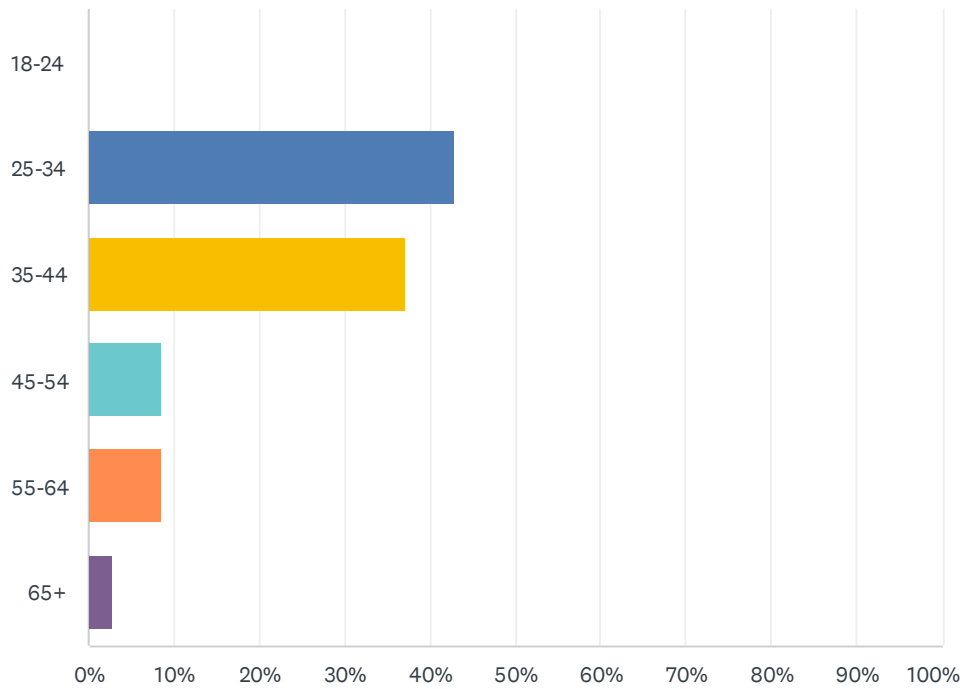
Answered: 35 Skipped: 0



ANSWER CHOICES	RESPONSES	
White or Caucasian	71.43%	25
Black or African American	14.29%	5
Hispanic or Latino	11.43%	4
Asian or Asian American	2.86%	1
American Indian or Alaska Native	0.00%	0
Native Hawaiian or other Pacific Islander	0.00%	0
Another race	0.00%	0
<b>TOTAL</b>		<b>35</b>

### Q4 Age of person completing survey:

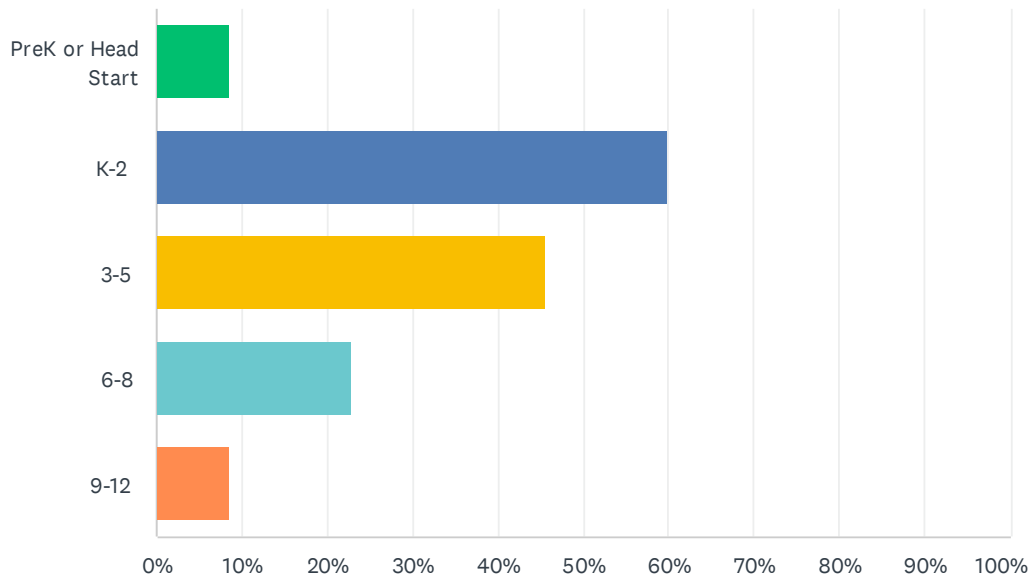
Answered: 35 Skipped: 0



ANSWER CHOICES	RESPONSES
18-24	0.00% 0
25-34	42.86% 15
35-44	37.14% 13
45-54	8.57% 3
55-64	8.57% 3
65+	2.86% 1
<b>TOTAL</b>	<b>35</b>

### Q5 I have children in: (check all that apply)

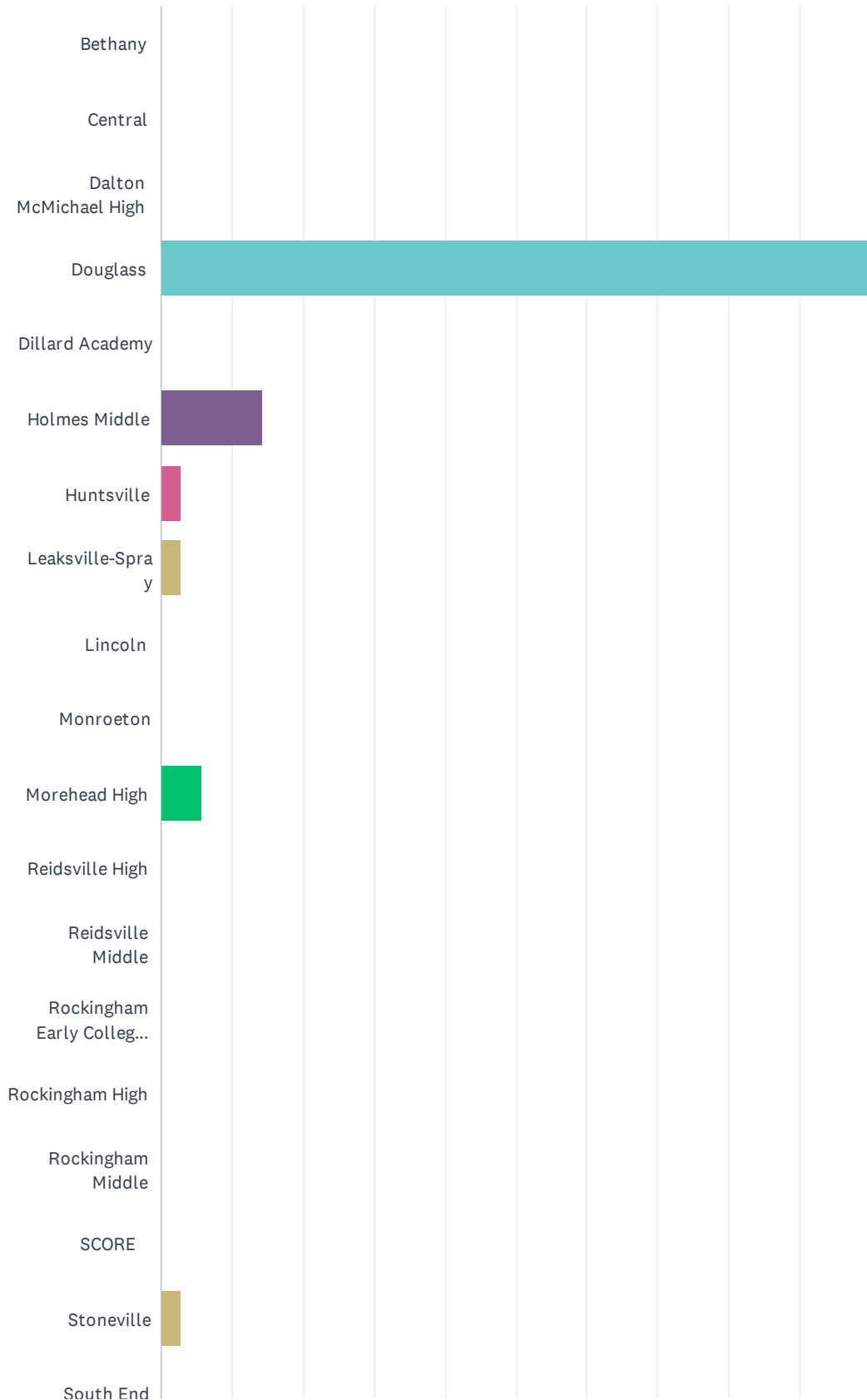
Answered: 35 Skipped: 0



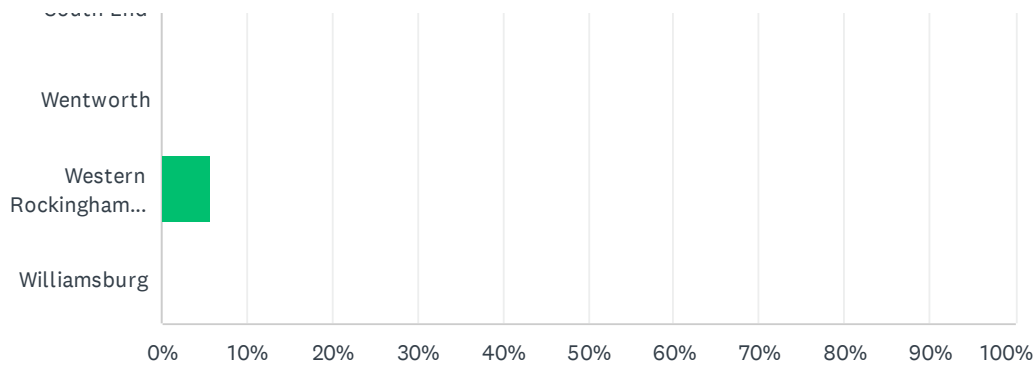
ANSWER CHOICES	RESPONSES	
PreK or Head Start	8.57%	3
K-2	60.00%	21
3-5	45.71%	16
6-8	22.86%	8
9-12	8.57%	3
Total Respondents: 35		

### Q6 Name of the school(s) my child/children attend: (check all that apply)

Answered: 35 Skipped: 0



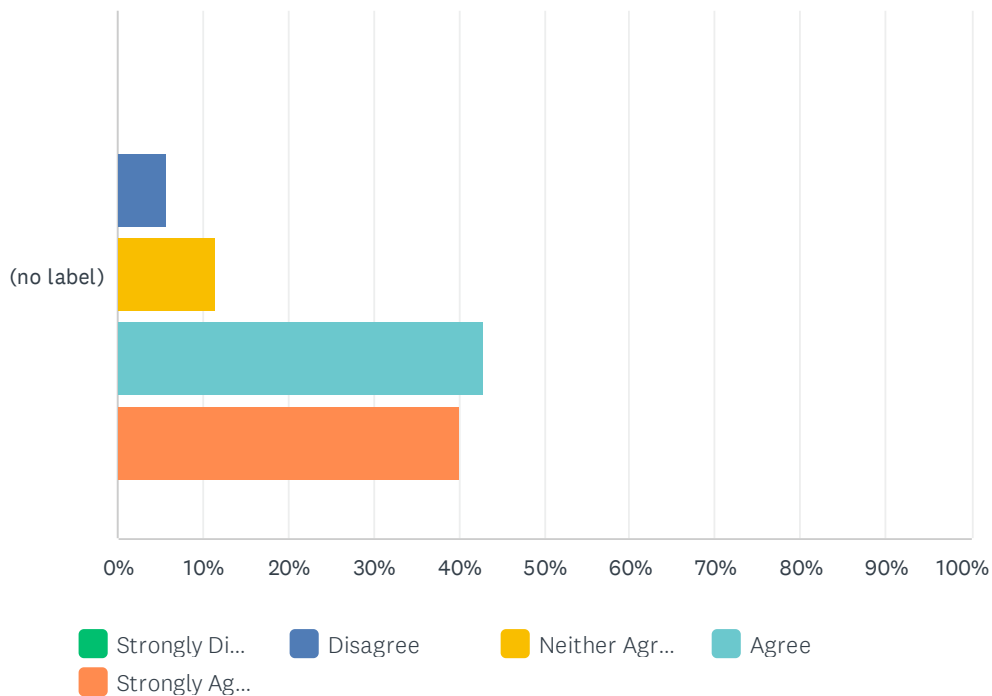
## 2021-2022 Rockingham County Safe Schools/Title I Survey



ANSWER CHOICES	RESPONSES	
Bethany	0.00%	0
Central	0.00%	0
Dalton McMichael High	0.00%	0
Douglass	100.00%	35
Dillard Academy	0.00%	0
Holmes Middle	14.29%	5
Huntsville	2.86%	1
Leaksville-Spray	2.86%	1
Lincoln	0.00%	0
Monroeton	0.00%	0
Morehead High	5.71%	2
Reidsville High	0.00%	0
Reidsville Middle	0.00%	0
Rockingham Early College High	0.00%	0
Rockingham High	0.00%	0
Rockingham Middle	0.00%	0
SCORE	0.00%	0
Stoneville	2.86%	1
South End	0.00%	0
Wentworth	0.00%	0
Western Rockingham Middle	5.71%	2
Williamsburg	0.00%	0
Total Respondents: 35		

### Q7 There is an adult at school that my child feels safe talking to if there is a problem.

Answered: 35 Skipped: 0

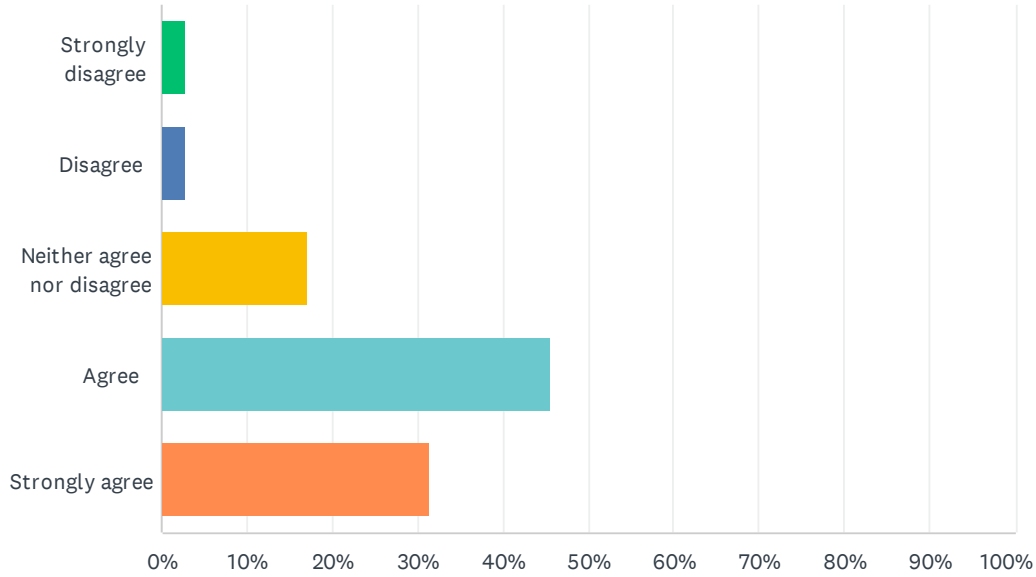


	STRONGLY DISAGREE	DISAGREE	NEITHER AGREE NOR DISAGREE	AGREE	STRONGLY AGREE	TOTAL	WEIGHTED AVERAGE
(no label)	0.00% 0	5.71% 2	11.43% 4	42.86% 15	40.00% 14	35	4.17



### Q8 All school staff and personnel are welcoming, friendly, and treat me with respect.

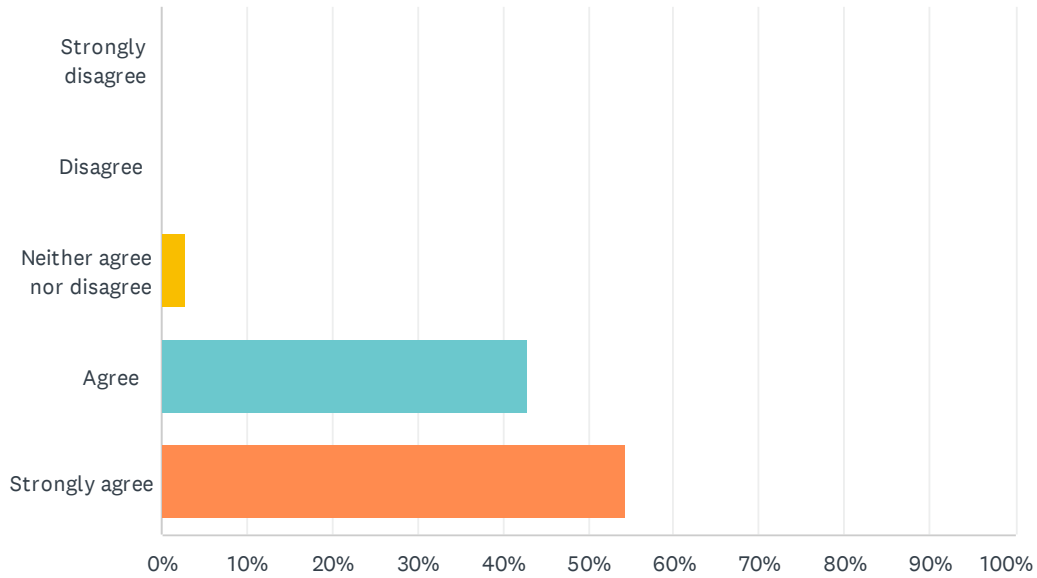
Answered: 35 Skipped: 0



ANSWER CHOICES	RESPONSES
Strongly disagree	2.86% 1
Disagree	2.86% 1
Neither agree nor disagree	17.14% 6
Agree	45.71% 16
Strongly agree	31.43% 11
<b>TOTAL</b>	<b>35</b>

### Q9 There is a plan in place for signing in and signing out students.

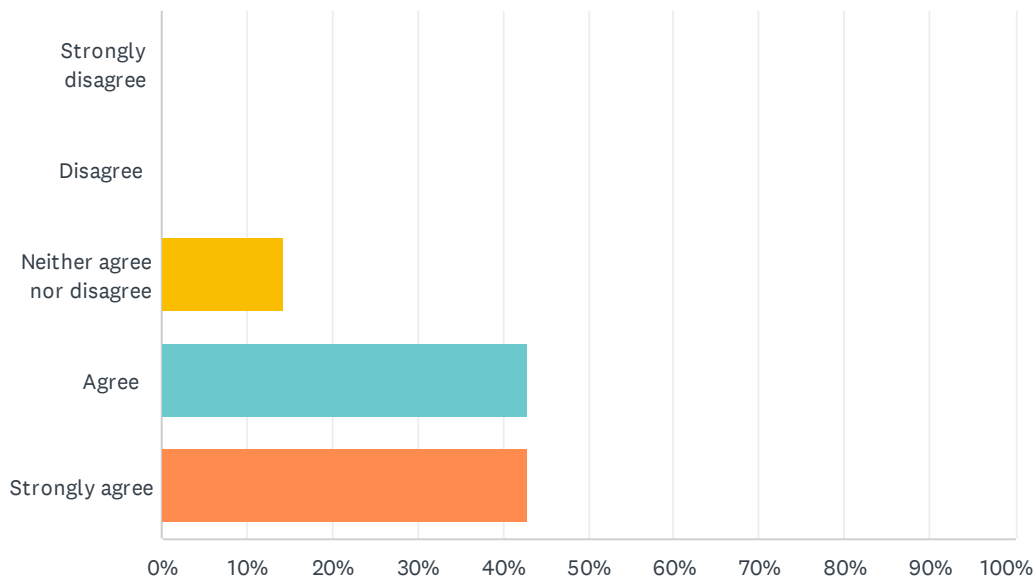
Answered: 35 Skipped: 0



ANSWER CHOICES	RESPONSES	
Strongly disagree	0.00%	0
Disagree	0.00%	0
Neither agree nor disagree	2.86%	1
Agree	42.86%	15
Strongly agree	54.29%	19
<b>TOTAL</b>		<b>35</b>

### Q10 The school notifies me when multiple tardies and absences have occurred.

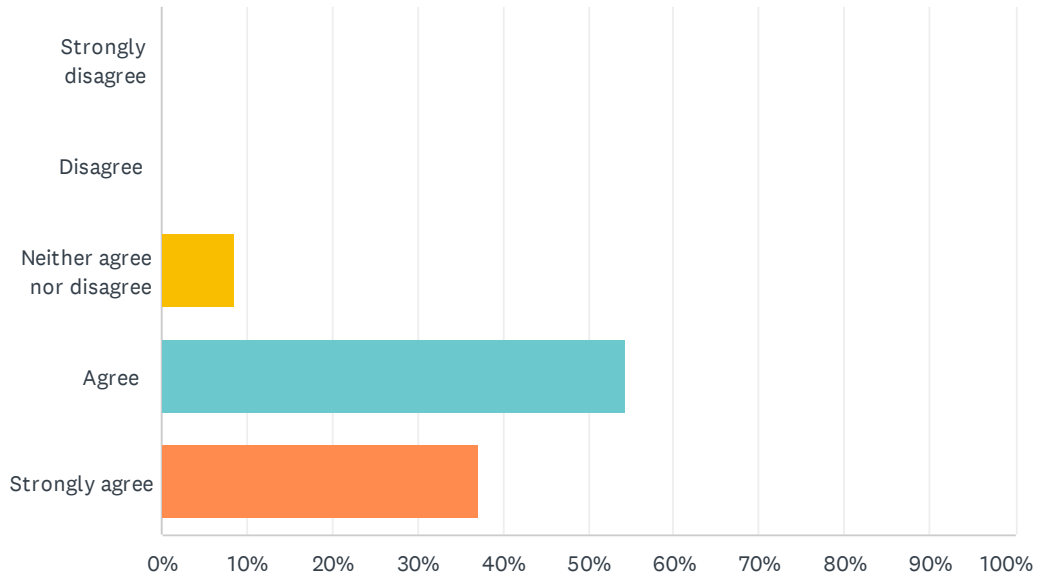
Answered: 35 Skipped: 0



ANSWER CHOICES	RESPONSES	
Strongly disagree	0.00%	0
Disagree	0.00%	0
Neither agree nor disagree	14.29%	5
Agree	42.86%	15
Strongly agree	42.86%	15
<b>TOTAL</b>		<b>35</b>

### Q11 The staff is diligent in making sure my child is safe at school.

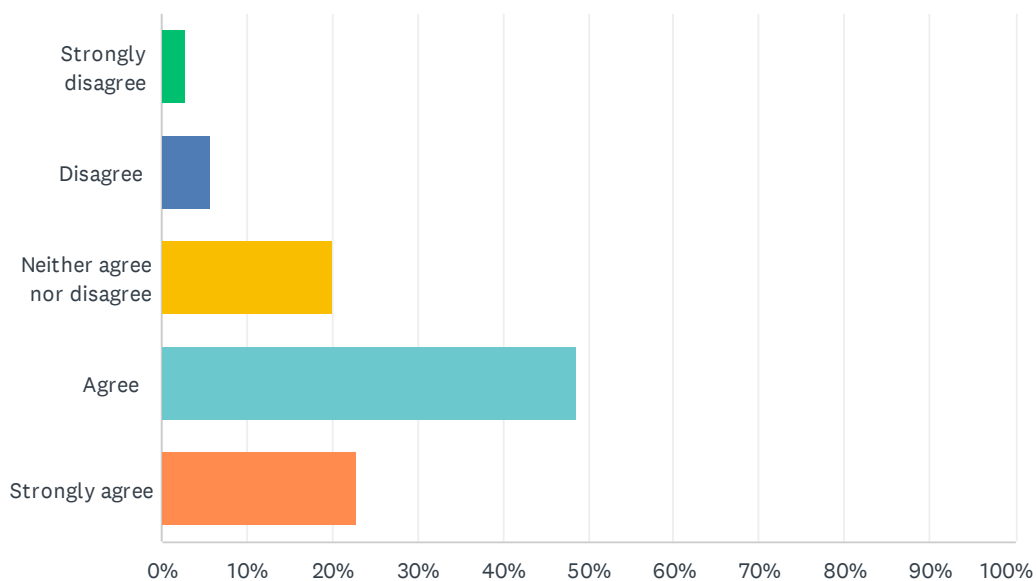
Answered: 35 Skipped: 0



ANSWER CHOICES	RESPONSES	
Strongly disagree	0.00%	0
Disagree	0.00%	0
Neither agree nor disagree	8.57%	3
Agree	54.29%	19
Strongly agree	37.14%	13
<b>TOTAL</b>		<b>35</b>

### Q12 There are opportunities for me to be involved at my child's school.

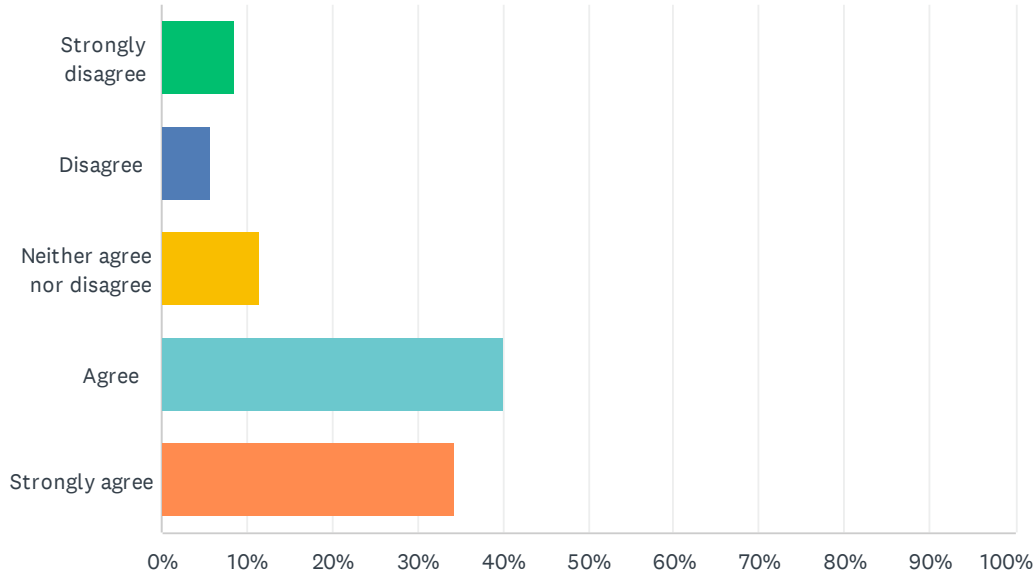
Answered: 35 Skipped: 0



ANSWER CHOICES	RESPONSES	
Strongly disagree	2.86%	1
Disagree	5.71%	2
Neither agree nor disagree	20.00%	7
Agree	48.57%	17
Strongly agree	22.86%	8
<b>TOTAL</b>		<b>35</b>

### Q13 There is good communication from the school regarding all activities, meetings and conferences.

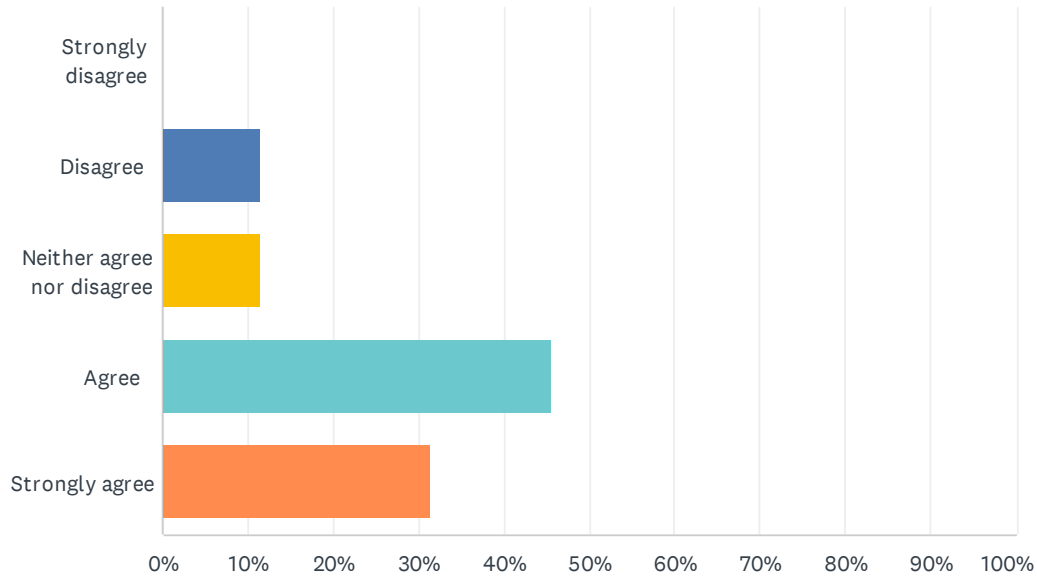
Answered: 35 Skipped: 0



ANSWER CHOICES	RESPONSES	
Strongly disagree	8.57%	3
Disagree	5.71%	2
Neither agree nor disagree	11.43%	4
Agree	40.00%	14
Strongly agree	34.29%	12
<b>TOTAL</b>		<b>35</b>

### Q14 There is a sense of teamwork among teachers, parents, and students at this school.

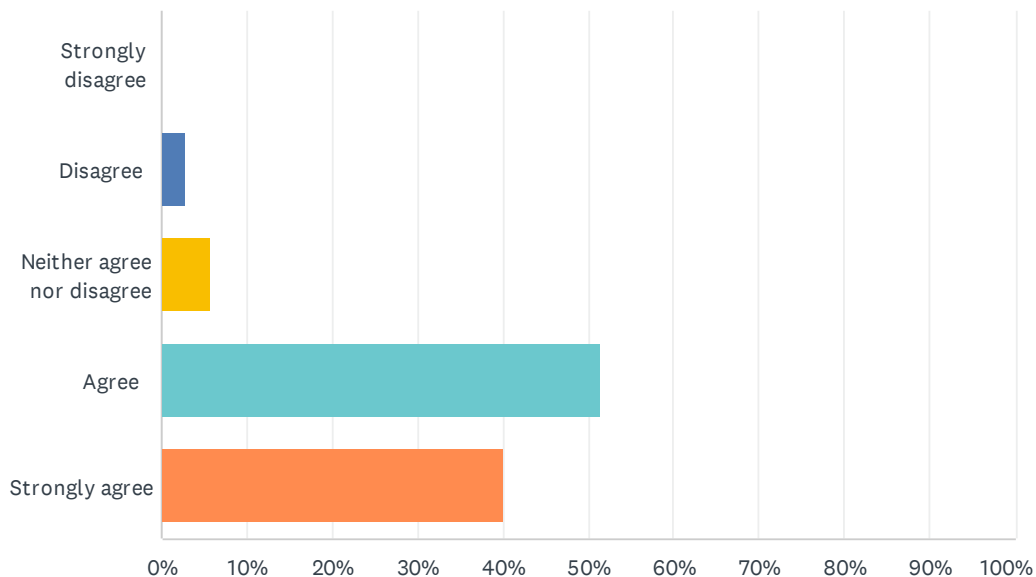
Answered: 35 Skipped: 0



ANSWER CHOICES	RESPONSES	
Strongly disagree	0.00%	0
Disagree	11.43%	4
Neither agree nor disagree	11.43%	4
Agree	45.71%	16
Strongly agree	31.43%	11
<b>TOTAL</b>		<b>35</b>

### Q15 The school offers information about how I can help my child learn at home.

Answered: 35 Skipped: 0

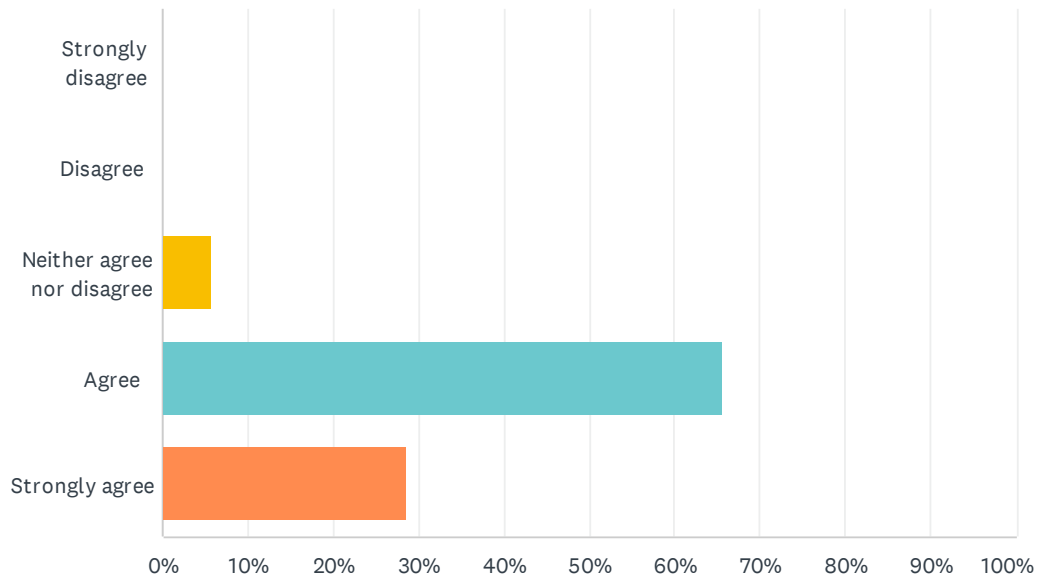


ANSWER CHOICES	RESPONSES	
Strongly disagree	0.00%	0
Disagree	2.86%	1
Neither agree nor disagree	5.71%	2
Agree	51.43%	18
Strongly agree	40.00%	14
<b>TOTAL</b>		<b>35</b>



### Q16 I understand the test scores and grades my child receives.

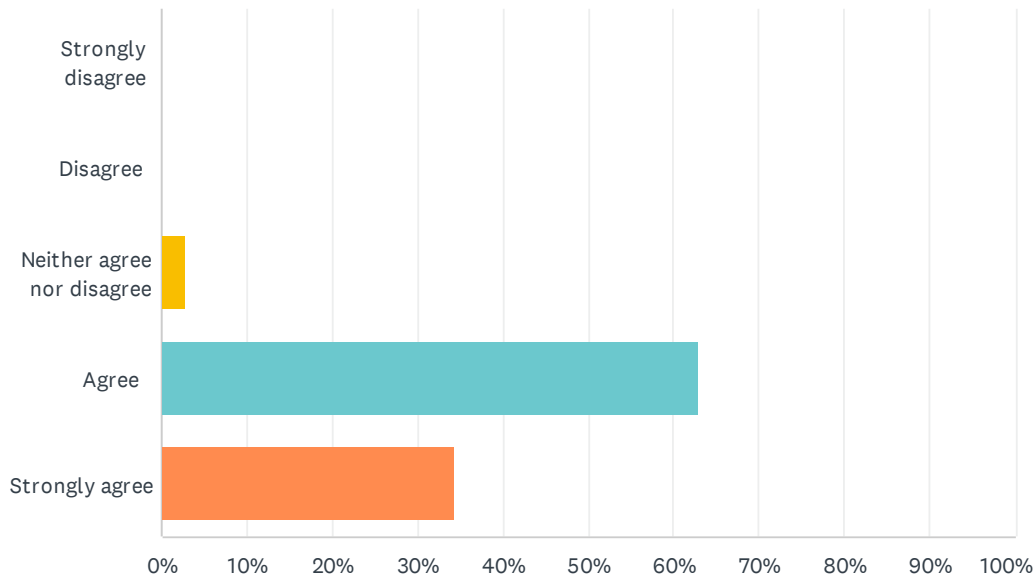
Answered: 35 Skipped: 0



ANSWER CHOICES	RESPONSES	
Strongly disagree	0.00%	0
Disagree	0.00%	0
Neither agree nor disagree	5.71%	2
Agree	65.71%	23
Strongly agree	28.57%	10
<b>TOTAL</b>		<b>35</b>

### Q17 School staff are willing to answer questions about what is taught and problem-solve about my child’s progress.

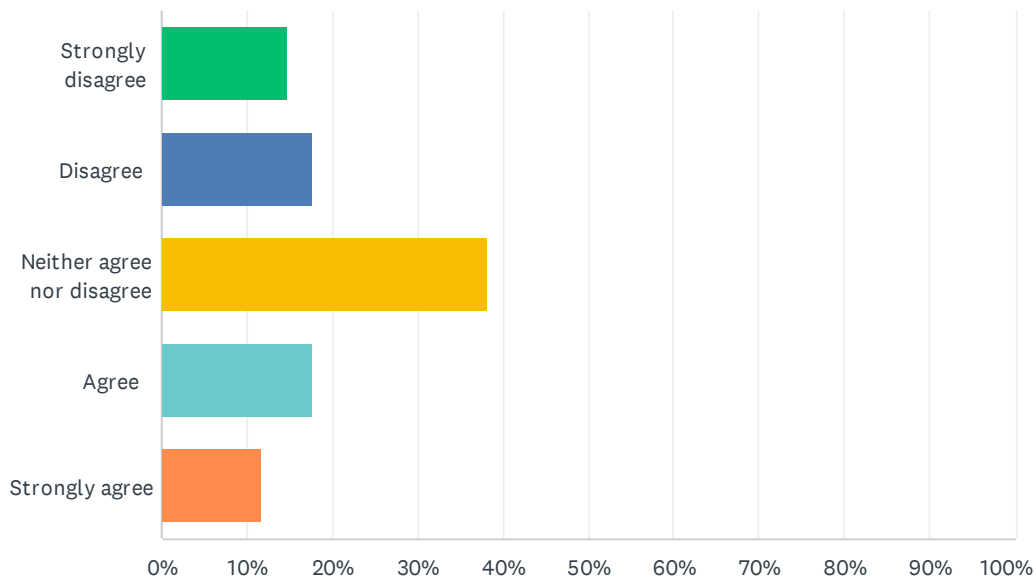
Answered: 35 Skipped: 0



ANSWER CHOICES	RESPONSES	
Strongly disagree	0.00%	0
Disagree	0.00%	0
Neither agree nor disagree	2.86%	1
Agree	62.86%	22
Strongly agree	34.29%	12
<b>TOTAL</b>		<b>35</b>

### Q18 There are challenges to participating in parent involvement/family engagement activities at my child's school.

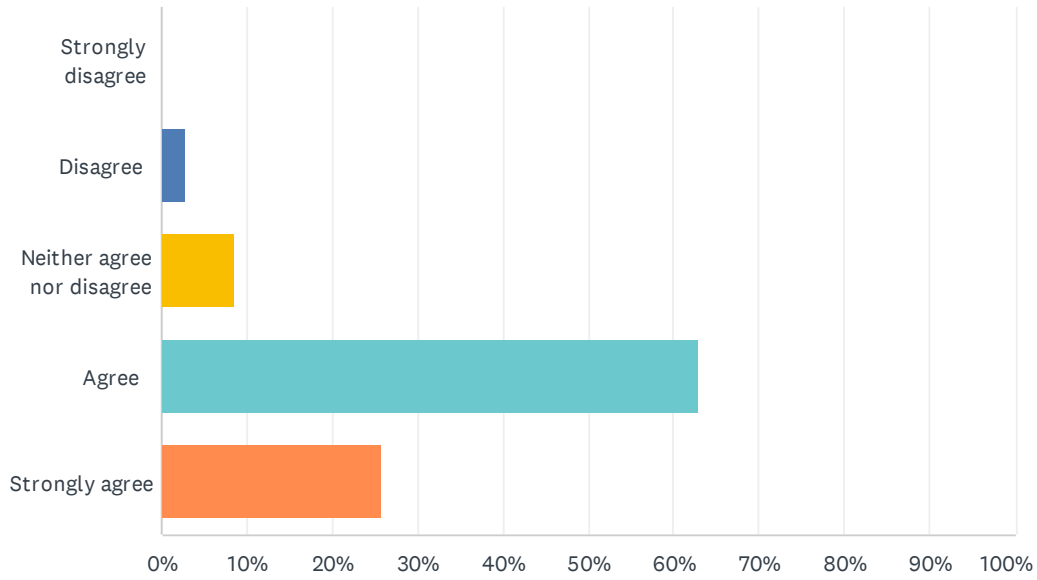
Answered: 34 Skipped: 1



ANSWER CHOICES	RESPONSES	
Strongly disagree	14.71%	5
Disagree	17.65%	6
Neither agree nor disagree	38.24%	13
Agree	17.65%	6
Strongly agree	11.76%	4
<b>TOTAL</b>		<b>34</b>

### Q19 I feel my child is making adequate progress in reading.

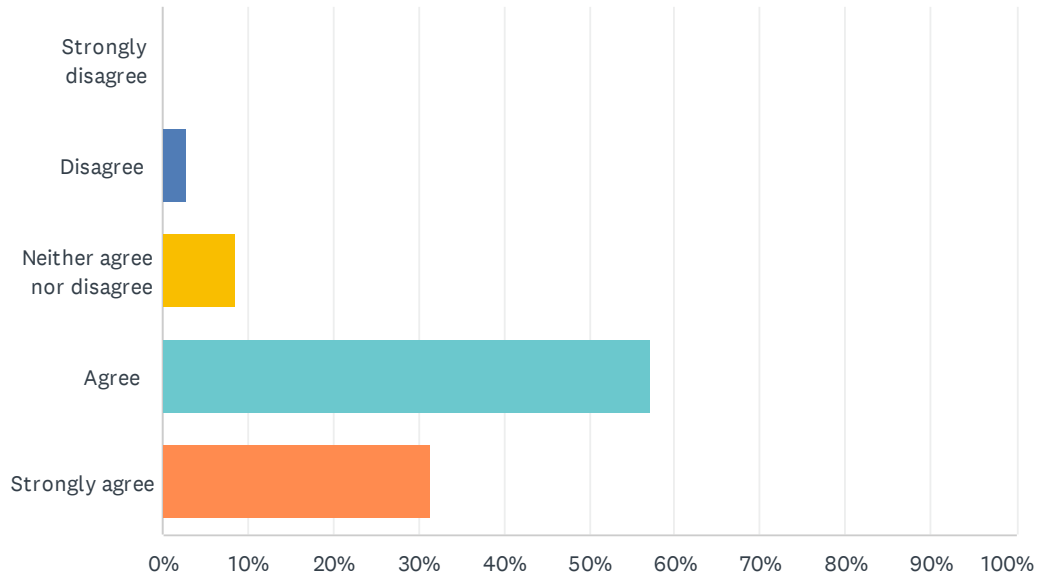
Answered: 35 Skipped: 0



ANSWER CHOICES	RESPONSES	
Strongly disagree	0.00%	0
Disagree	2.86%	1
Neither agree nor disagree	8.57%	3
Agree	62.86%	22
Strongly agree	25.71%	9
<b>TOTAL</b>		<b>35</b>

## Q20 I feel my child is making adequate progress in math.

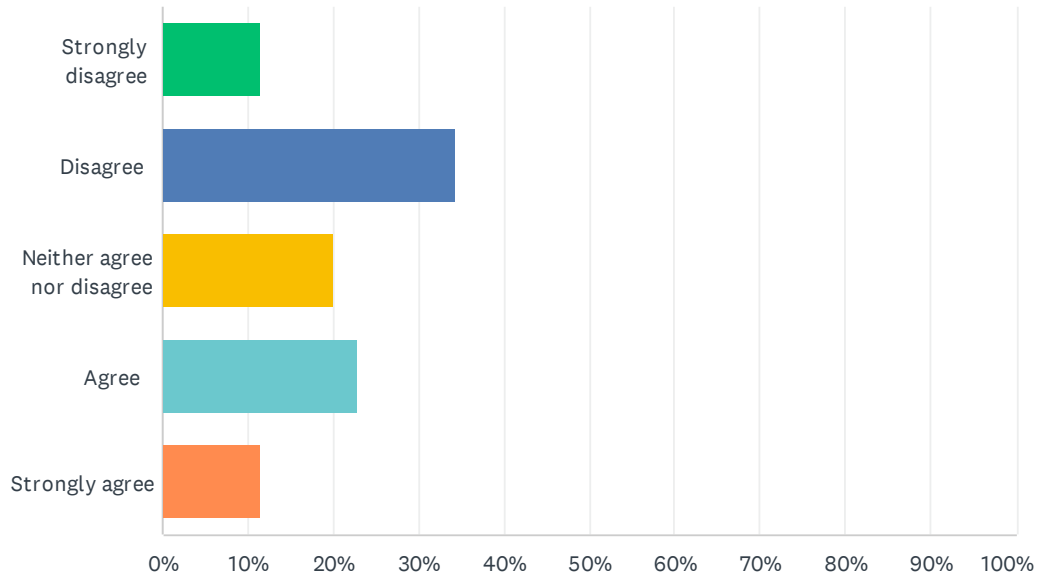
Answered: 35 Skipped: 0



ANSWER CHOICES	RESPONSES	
Strongly disagree	0.00%	0
Disagree	2.86%	1
Neither agree nor disagree	8.57%	3
Agree	57.14%	20
Strongly agree	31.43%	11
<b>TOTAL</b>		<b>35</b>

## Q21 I feel that I must provide my child additional tutoring outside of school to be successful.

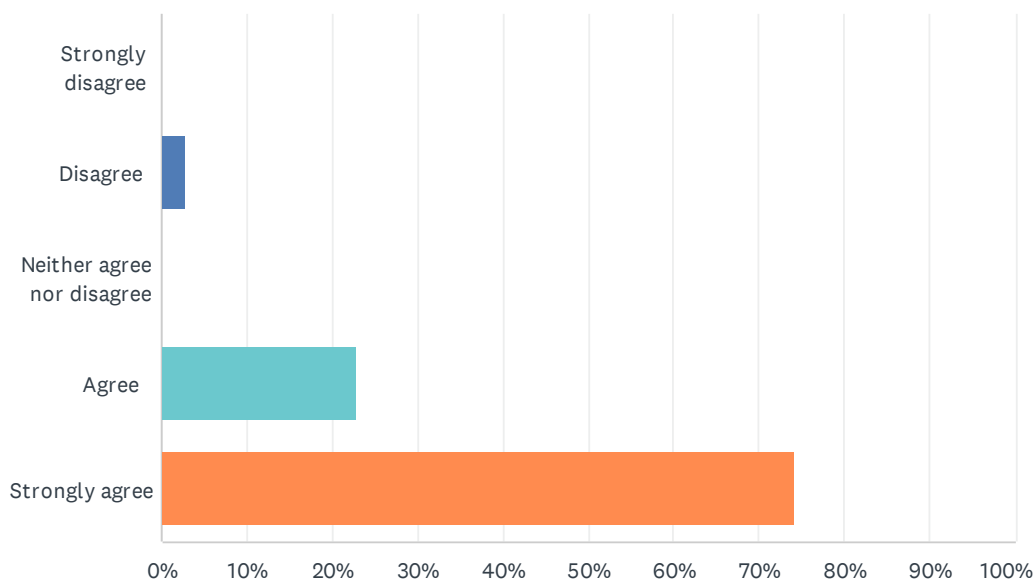
Answered: 35 Skipped: 0



ANSWER CHOICES	RESPONSES	
Strongly disagree	11.43%	4
Disagree	34.29%	12
Neither agree nor disagree	20.00%	7
Agree	22.86%	8
Strongly agree	11.43%	4
<b>TOTAL</b>		<b>35</b>

## Q22 I expect my child to graduate from high school.

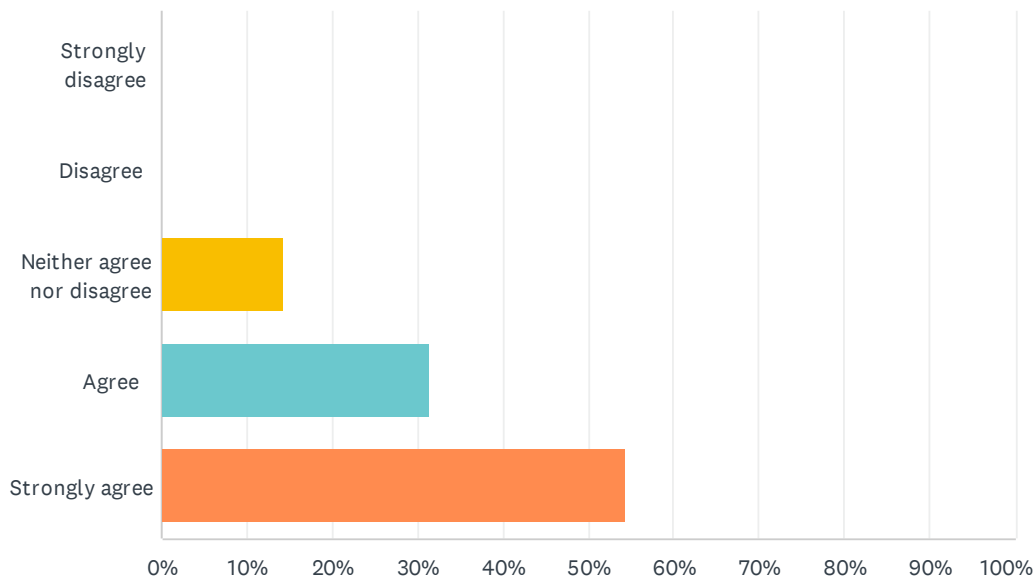
Answered: 35 Skipped: 0



ANSWER CHOICES	RESPONSES	
Strongly disagree	0.00%	0
Disagree	2.86%	1
Neither agree nor disagree	0.00%	0
Agree	22.86%	8
Strongly agree	74.29%	26
<b>TOTAL</b>		<b>35</b>

## Q23 I expect my child to graduate from college or receive further education after high school.

Answered: 35 Skipped: 0

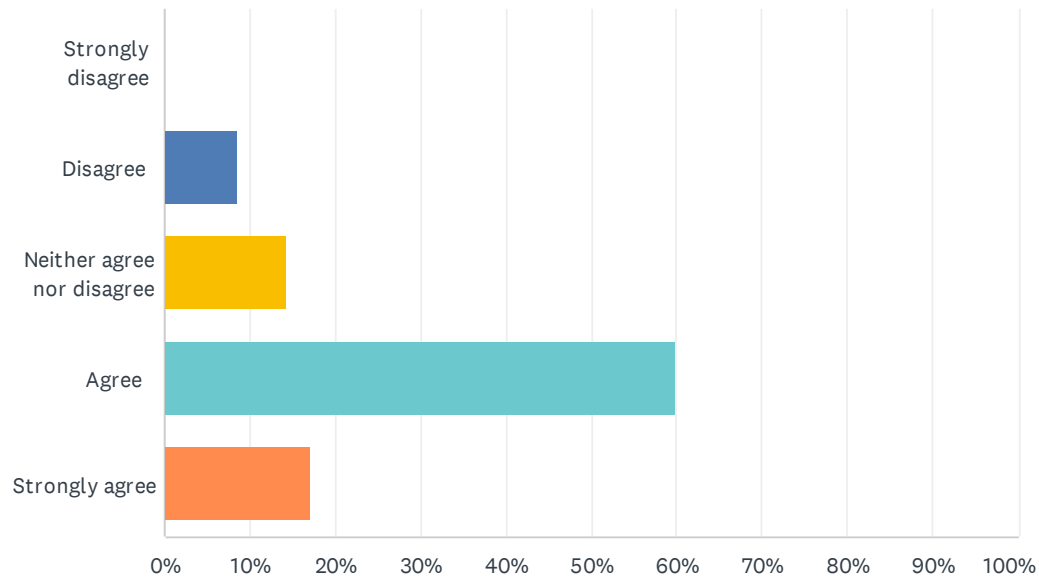


ANSWER CHOICES	RESPONSES	
Strongly disagree	0.00%	0
Disagree	0.00%	0
Neither agree nor disagree	14.29%	5
Agree	31.43%	11
Strongly agree	54.29%	19
<b>TOTAL</b>		<b>35</b>



## Q24 My child reads at home daily for at least 15 minutes.

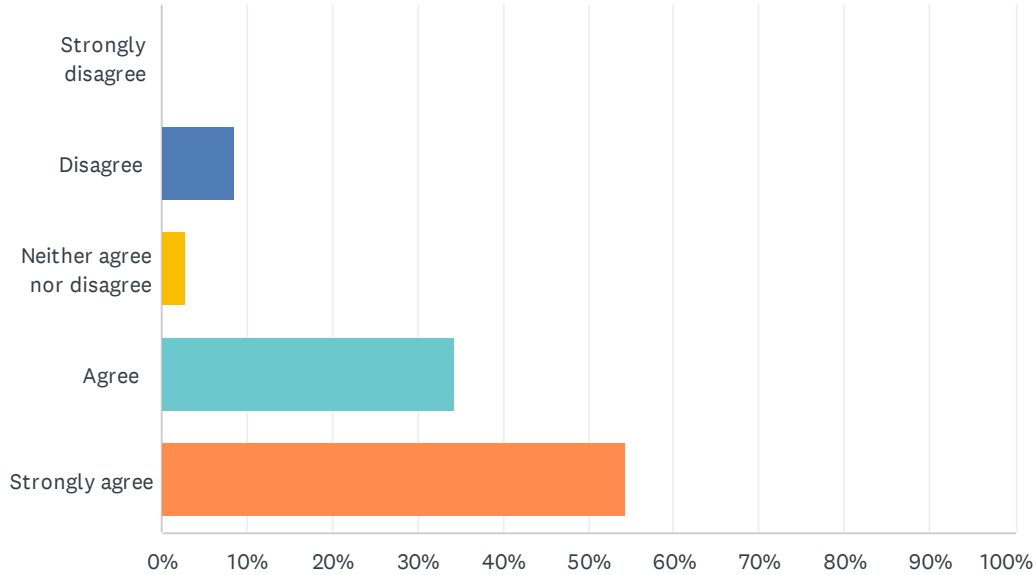
Answered: 35 Skipped: 0



ANSWER CHOICES	RESPONSES	
Strongly disagree	0.00%	0
Disagree	8.57%	3
Neither agree nor disagree	14.29%	5
Agree	60.00%	21
Strongly agree	17.14%	6
<b>TOTAL</b>		<b>35</b>

## Q25 My child attended preschool, daycare, or another early childhood program before kindergarten.

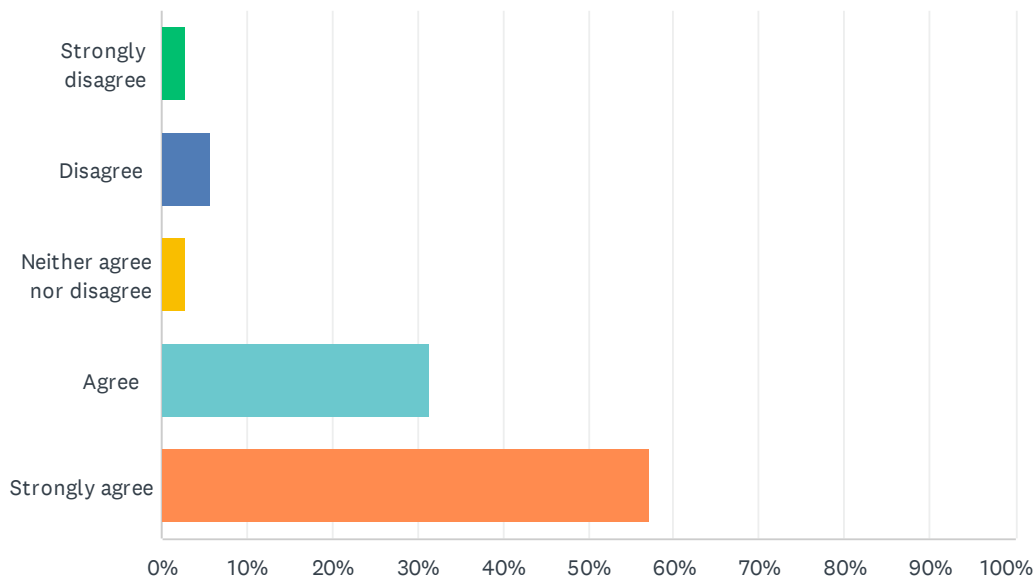
Answered: 35 Skipped: 0



ANSWER CHOICES	RESPONSES	
Strongly disagree	0.00%	0
Disagree	8.57%	3
Neither agree nor disagree	2.86%	1
Agree	34.29%	12
Strongly agree	54.29%	19
<b>TOTAL</b>		<b>35</b>

## Q26 My child has access to the internet with a computer or other technology device at home.

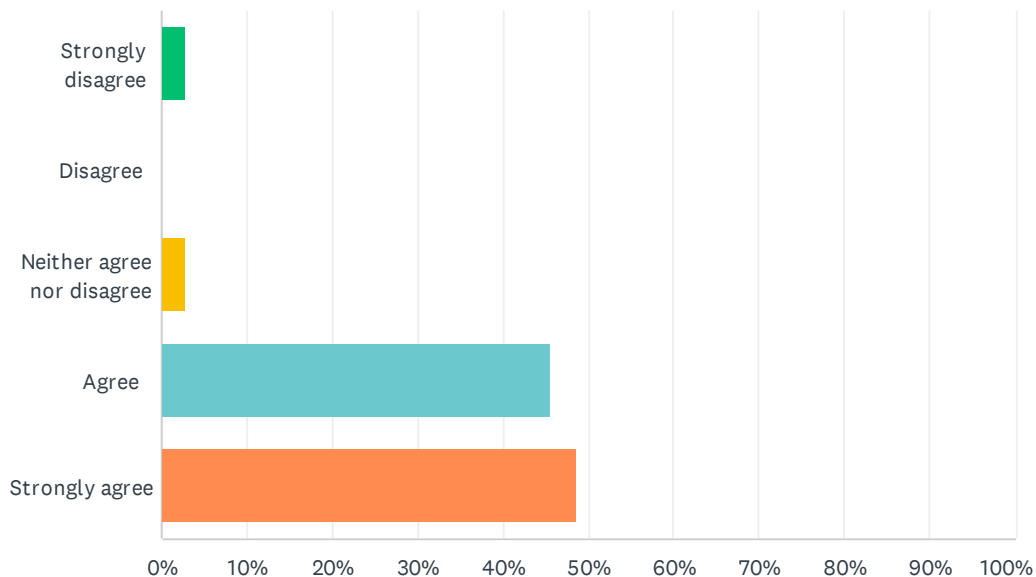
Answered: 35 Skipped: 0



ANSWER CHOICES	RESPONSES	
Strongly disagree	2.86%	1
Disagree	5.71%	2
Neither agree nor disagree	2.86%	1
Agree	31.43%	11
Strongly agree	57.14%	20
<b>TOTAL</b>		<b>35</b>

### Q27 My child's teacher(s) notifies me in a timely manner with concerns about grades or behavior.

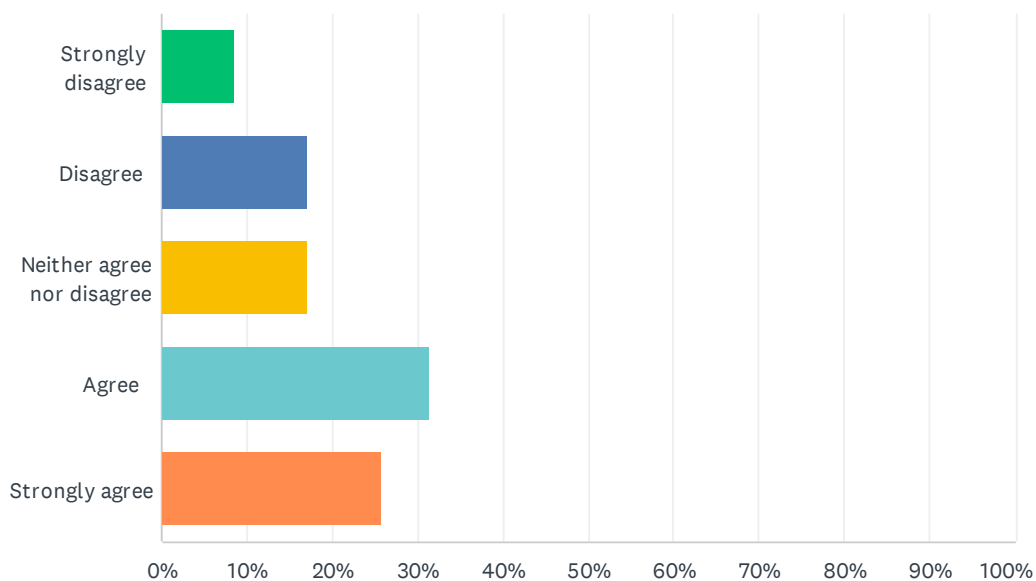
Answered: 35 Skipped: 0



ANSWER CHOICES	RESPONSES	
Strongly disagree	2.86%	1
Disagree	0.00%	0
Neither agree nor disagree	2.86%	1
Agree	45.71%	16
Strongly agree	48.57%	17
<b>TOTAL</b>		<b>35</b>

## Q28 I have attended one or more parent involvement activities this year.

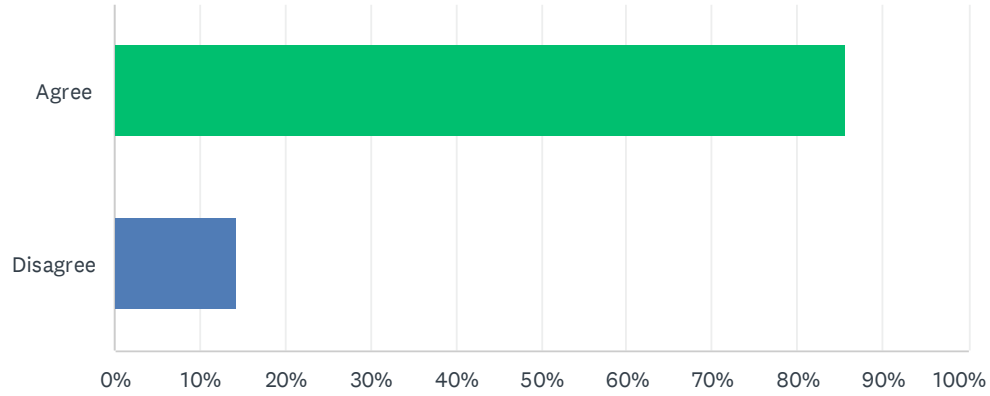
Answered: 35 Skipped: 0



ANSWER CHOICES	RESPONSES	
Strongly disagree	8.57%	3
Disagree	17.14%	6
Neither agree nor disagree	17.14%	6
Agree	31.43%	11
Strongly agree	25.71%	9
<b>TOTAL</b>		<b>35</b>

## Q29 Someone from our family has attended at least one parent/teacher conference for my child this year.

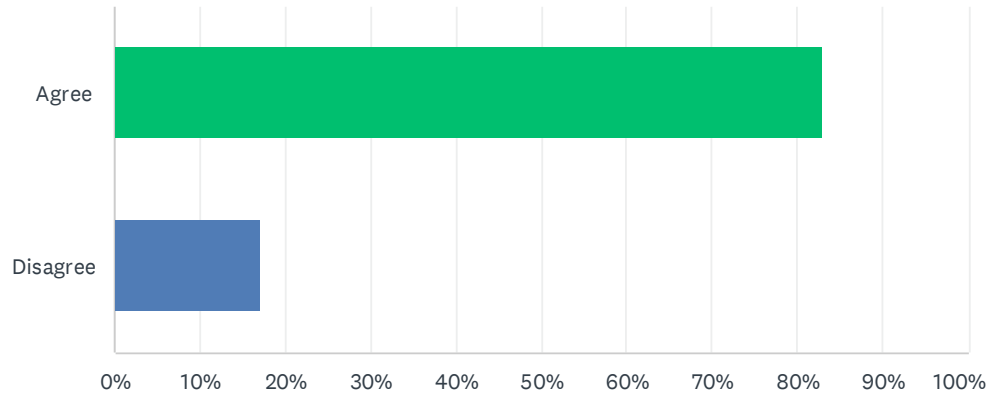
Answered: 35 Skipped: 0



ANSWER CHOICES	RESPONSES	
Agree	85.71%	30
Disagree	14.29%	5
TOTAL		35

### Q30 I am aware of the Parent Resource Centers, their locations, and the services they provide.

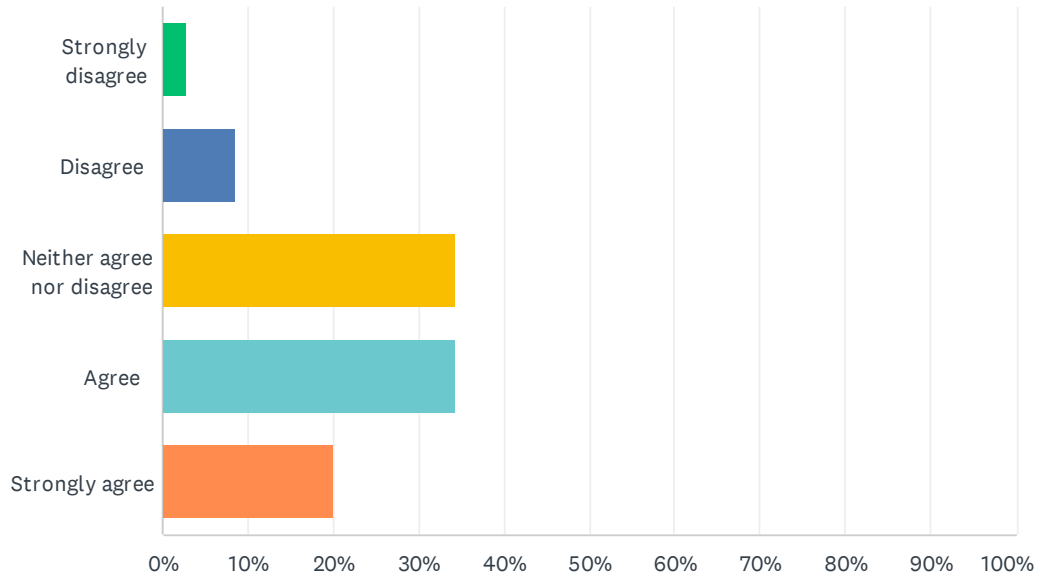
Answered: 35 Skipped: 0



ANSWER CHOICES	RESPONSES	
Agree	82.86%	29
Disagree	17.14%	6
TOTAL		35

### Q31 Small group instruction and/or after school tutoring is offered when students are struggling.

Answered: 35 Skipped: 0

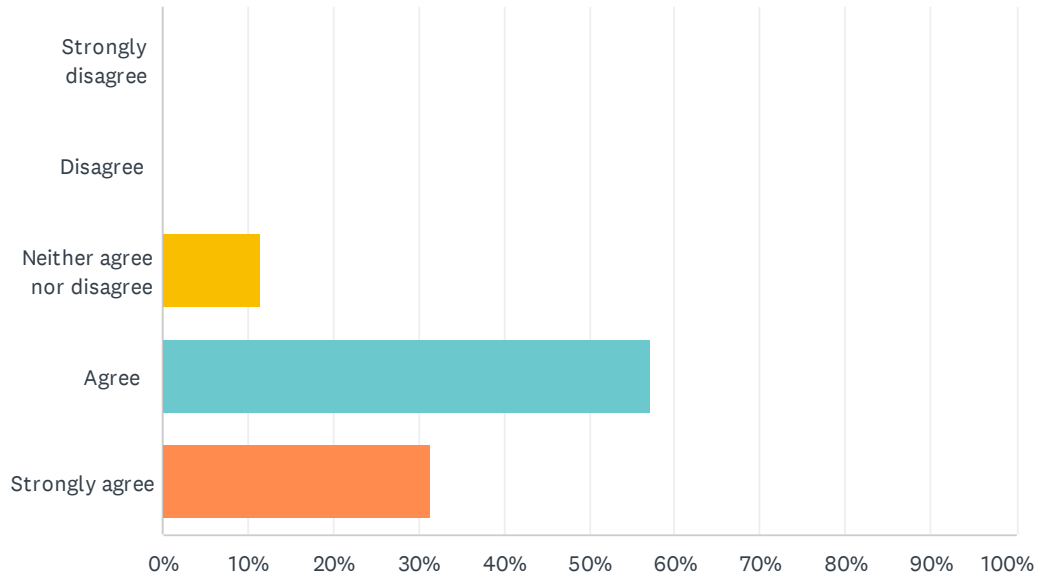


ANSWER CHOICES	RESPONSES
Strongly disagree	2.86% 1
Disagree	8.57% 3
Neither agree nor disagree	34.29% 12
Agree	34.29% 12
Strongly agree	20.00% 7
<b>TOTAL</b>	<b>35</b>



### Q32 Overall, I believe my child is receiving a quality education at this school.

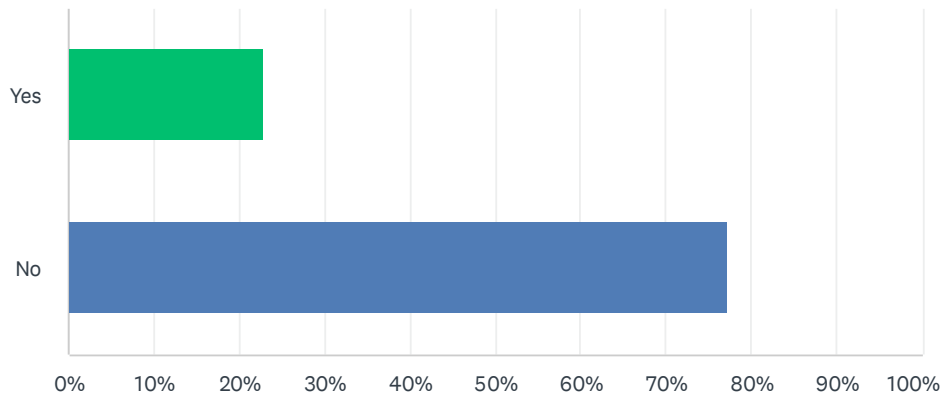
Answered: 35 Skipped: 0



ANSWER CHOICES	RESPONSES	
Strongly disagree	0.00%	0
Disagree	0.00%	0
Neither agree nor disagree	11.43%	4
Agree	57.14%	20
Strongly agree	31.43%	11
<b>TOTAL</b>		<b>35</b>

### Q33 My child has been repeatedly bullied this year at school.

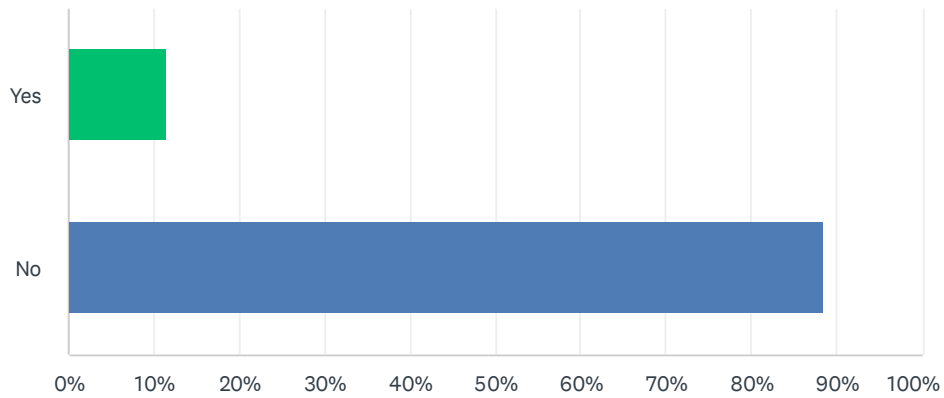
Answered: 35 Skipped: 0



ANSWER CHOICES	RESPONSES	
Yes	22.86%	8
No	77.14%	27
TOTAL		35

### Q34 My child has been repeatedly bullied this year on the BUS.

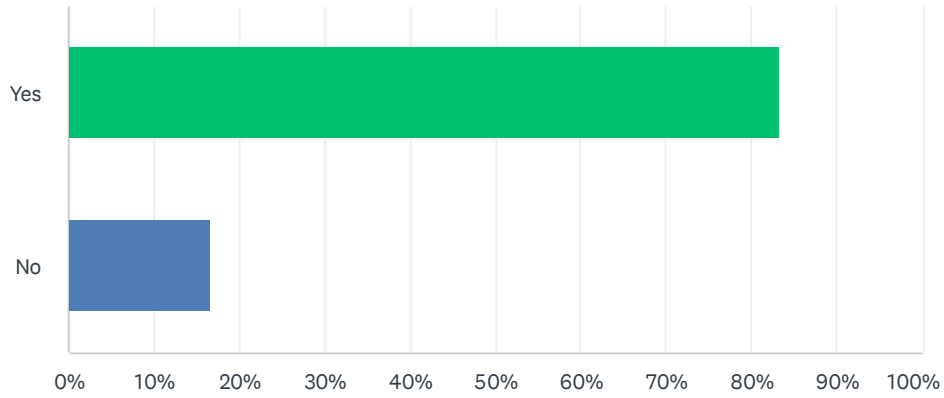
Answered: 35 Skipped: 0



ANSWER CHOICES	RESPONSES	
Yes	11.43%	4
No	88.57%	31
<b>TOTAL</b>		<b>35</b>

### Q35 Answer ONLY IF you answered YES to 27 or 28: Did you notify school officials regarding the incident?

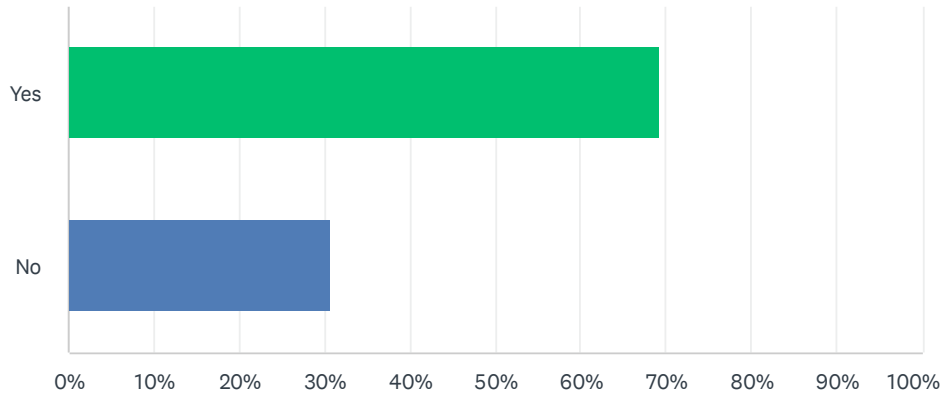
Answered: 12 Skipped: 23



ANSWER CHOICES	RESPONSES	
Yes	83.33%	10
No	16.67%	2
TOTAL		12

### Q36 Answer ONLY IF you answered YES to 27 or 28: Did the school address the issue in a timely manner?

Answered: 13 Skipped: 22



ANSWER CHOICES	RESPONSES	
Yes	69.23%	9
No	30.77%	4
<b>TOTAL</b>		<b>13</b>

Q37 Please share the best thing about the 2021-2022 school year.

Answered: 16 Skipped: 19

**Q38 Please provide one suggestion for improvement:**

Answered: 16 Skipped: 19

**Q39 If your student has missed more than ten days of school, please describe the obstacles and/or challenges that have contributed to your student's absences.**

Answered: 14 Skipped: 21



**Q40 Please enter any questions you may have for the school district that could be included in a FAQ document for the community.**

Answered: 6 Skipped: 29